

The Lone Star Dispatch

August 2017



2017 LSHM Officers

Charlie Torok	torokc@hotmail.com	President
Joe Wicker	tabium@gmail.com	Vice President
Ian Straus	ian_straus@att.net	
Mike Gomez	mret@texas.net	
Mark Leroux	mleroux@gmail.com	
Oscar Barela	oscar_barela@hotmail.com	

Inside this issue:

[Welcome & BOD update](#)
[Upcoming Events](#)
[Past Games played](#)
[Future Events planned](#)
[Bolt Action Games](#)
[Gamers Workbench](#)
[Flames of War – WWII](#)
[Flames of War – Team Yankee](#)
[SAGA Games](#)
[Battle Reports](#)
[Product Review](#)
[Sponsors and Advertisers](#)
[Discounts to Members](#)

The Lone Star Historical Miniatures (LSHM).

We promote miniatures wargaming in primarily historical periods but also fantasy/sci-fi. We are not dedicated to one rule set or scale. We promote miniatures wargaming by running events, helping local conventions, and assisting with tournaments, financial backing and run demo games. We will also run gaming classes at schools. We encourage all gamers to be a part of our group to help support our common hobby.

Its Summer so now is the time to plan for November and MillenniumCon20.

The Game Master (GM) registration is now open – so start planning those games. Remember if you run a single game you receive a 50% off admission for the weekend. If you run two or more games you get FREE ADMISSION!

We are looking for a wide variety of games – historical miniatures, board-games, fantasy, science-fiction, just about any and all gaming events.

See inside the newsletter for specifics on MillenniumCon. This year we will celebrate the 75th anniversary of the Stalingrad campaign. This includes the Axis summer offensive, the battle for the city of Stalingrad, the Russian counter-attack, and the German relief effort. So plan to run a theme game – all theme games will be entered into a contest for Best-in-Show and a prize.

Have a great middle summer, now that your kids do not have any homework get them to the gaming store and out to a game event or tournament and introduce them to our great hobby. Hope to see you at the gaming table.

- Charlie Torok

Support LSHM Hobby shops:



DRAGON'S LAIR[®]

COMICS & FANTASY




Dragon's Lair Comics and Fantasy[®]
7959 Fredricksburg Rd. Suite 129
San Antonio, TX 78229

Ph. #: (210) 615-1229

Dragon's Lair now carries most Warlords rules and products, if it is not on the shelf just ask and they will order it for you – saving you the shipping cost.



Here is another great local store supporting LSHM



BOLT ACTION

WAR IN THE

PACIFIC



PACIFIC WAR: 1943

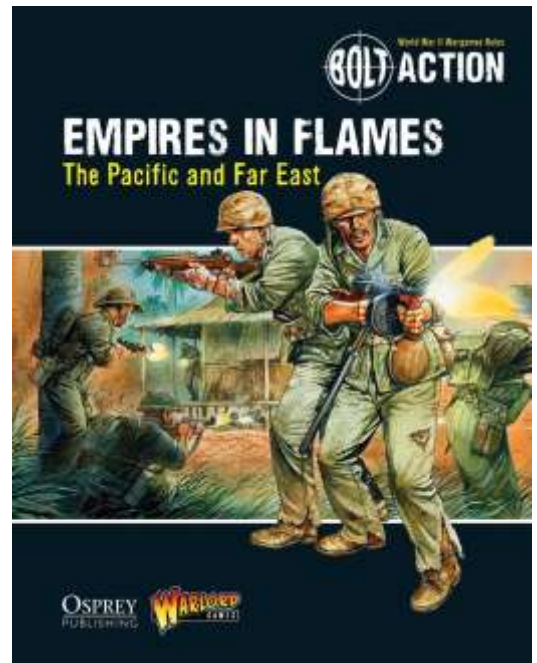
Where: Knight Watch Games in San Antonio

When: 12 AUG 2017. The doors open at 09:00 am and the battles start at 10:00 am (tentative).

What: The Japanese have expanded their empire from Wake Island in the East to Burma in the West, from ATTU Island in the North to New Guinea in the south; the allies are striking back and this is where your story begins. Which side do you plan to fight on? Bring your force to help put an end to Anglo rule in the Far East or ...turn the tide of Japanese expansion?

Coordinating Instructions:

- \$10.00 entry fee.
- Send your army list to Joe Wicker (Tabium@gmail.com). The list can be from up to DEC '43. 1 platoon per individual/list. No tank platoons. Tiered list from 1000, 750, and 500 points. If your list is not received before 7 AUG 17, you will have 5 points deducted from your score (case by case basis).
- Historically accurate PLTs are PLTs that are based off of TFs that fought in WWII that relate to your PLT. Historically themed and accurate forces will get bonus points from the start. Send in a paragraph describing your force IOT be awarded.



Texas Bolt Action Event

Bayou Battles XIV – Houston, TX

August 11-13, 2017

My name is Rick Hoy, and I have been the Tournament Organizer for Bayou Battles for the past 12 years. We are one of the longest running miniature tournaments in Texas, having started out as a 6th edition Warhammer Fantasy tournament back in 2003. Last year we switched over to Mantic's Kings of War as our fantasy game system, and we also moved to a new hotel that gave us lots of extra elbow room. We realized we now had room to grow!



Last year, my 12-year-old son (a WWII fanatic!) and I got into playing Bolt Action when the Band of Brothers starter set hit the shelves, and we have enjoyed every minute of it. I quickly jumped into the tournament scene, playing at MilleniumCon and CarneCon, and enjoyed meeting new players and old friends from back in the Warhammer days. My enjoyment of the game has been so strong, I convinced my tournament helpers to add Bolt Action to our event! We are holding two separate one-day tournaments at Bayou Battles this year. Here are a few of the details:

	<u>Saturday, Aug. 12</u>	<u>Sunday, Aug. 13</u>	
Army Size	1250 points	700 points	
# of Games	3	3	
Game Time	3 hours	1.5 hours	
Max # Platoons	2	2	
Armored Platoons Allowed?	Yes	No	
Max Order Dice	None	None	<i>Please do not abuse this!</i>
Times	8:30am-7:00pm	8:30am-2:30pm	Lunch break included

Prizes: So far we have prize support coming from Warlord and Trenchworx. Warlord has offered to make Bayou Battles a Sanctioned US Event, and the Grand Prize for the player performing best over both days will be free entrance into the US Nationals Tournament at Adepticon in Chicago in March, 2018. We will have prizes for winners in various categories for each tournament and for those who play both days, as well as door prizes and give-aways, too. We will also have a prize for Best Table for those that bring some terrain for us to use at the event.

Venue: Bayou Battles will be held at the Wyndham West Houston, 14703 Park Row Houston, TX 77079. This is a full service hotel with restaurant/bar and we have a block of rooms reserved at \$79/night.

All the details on the tournament, including registration information, can be found on our website:

Bayoubattles.com

If you have any questions, please email us at: bayoubattles@gmail.com. Hope to see you in August!

MANEUVERS CON

TULSA OK

AUGUST 11-12, 2017

WWW.MANEUVERS.CON.COM



Theme: Battles of Maneuver

THE WYNDHAM Tulsa - 10918 E. 41st Street Tulsa, OK 918-627-5000

ROOM RATE - \$89.00 Dbl Queen/King which includes a HOT breakfast

If you call in, mention "Tornado Alley Miniature Gaming" for this rate. Or go our website and follow the registration link.

CONVENTION FEE

\$15.00 per day at the door. Preregister on the website at \$20.00 for the weekend. We can process PayPal, MC, Visa, Amex, and Discover by mail and at the door. Checks or MO need to be made Payable to Jeff Lawrence, Treasurer.

Points of Contact:

Jeff Lawrence jlaw2424@gmail.com
Cal Kinzer ckinzer@juno.com
Tim Harwood tim95th@gmail.com

Web Master is Jeff Hunt.

GAMEMASTERS

Easy registration of your game(s) can happen on the website. All games must use painted miniatures, be a board game you supply, or be an approved RPG. The site is now open for Game Master registration. GMs for Maneuvers do not pay to enter and run their games. Gamemasters, when you arrive see a staff member for table assignments.



Mark your calendar now!!




Post your convention / event / tournament here!!



2HourWARGAMES

JUST PLAY THE GAME

Ed Teixeira and THW will be attending MillenniumCon and also running a number of games featuring his excellent rules. Stop by and say hi to Ed and look over his gaming system.



2HourWARGAMES

JUST PLAY THE GAME

25% OFF YOUR ORDER.

Just type in the coupon code


LSHM25

And get 25% off your total order.

<http://www.twohourwargames.com/>



We use *similar basic mechanics* and surround them with period specific rules. This allows you to learn one set of mechanics and play many distinctly different periods.



Try THW for free!

<http://www.twohourwargames.com/free.html>

Start planning now: MillenniumCon20

10 – 12 November 2017

MILLENNIUMCON 20

**75th Anniversary - The Stalingrad Campaign
July 1942 - February 1943**

Round Rock Texas

<http://www.millenniumcon.info/>

Convention Hours **Vendor Hours**

Friday	0800 – 2400	1300 - 1900
Saturday	0700 – 2400	0900 - 1900
Sunday	0700 – 1200	0900 - 1200

Game Session Time Slots

Friday	Time A 0900 - 1200
	Time B 1300 - 1700
	Time C 1900 – 2300
Saturday	Time D 0800 – 1200
	Time E 1330 – 1730
	Time F 1900 – 2300
Sunday	Time G 0900 – 1200

Flea Market

Sunday	1000 – 1200
--------	-------------



KEY DATES:

1 July – 15 September: GM registration

1 October – 31 October: Player registration

10 November – 12 November: MC20

Wingate Hotel & Conference Center
1209 North Interstate Highway 35
Round Rock, TX 78664

Website: <http://wingateroundrock.com/>



MILLENNIUMCON 20

75th Anniversary - The Stalingrad Campaign
July 1942 - February 1943



More-For-War



Soul Witch Games and Cafe

Myth Adventures



Confirmed Vendors




NWay Designs



Armies and Achieves



Wormhole Hobbies



MILLENNIUMCON 20

75th Anniversary - The Stalingrad Campaign
July 1942 - February 1943



SPONSORS



Dibble's Hobbies
1029 Donaldson Ave, San Antonio, Texas

Serving San Antonio Since 1905

Our product lines are focused toward:

- the serious gamer (historical, fantasy, miniatures, trading cards)
- the discriminating modeler (aircraft, armor, display figures, cars, ships)
- the model railroader (HO, N, G. G. Z, Martin, LGB)
- the resource, supplies, and tools to do YOUR hobby right!

We specialize in taking care of our customers - that is YOU!
Special order and mail orders are welcome.

(210)735-7721



Support LSHM Vendors and Sponsors:

NWS WARGAMING STORE



www.nswargaming.net

Christopher Dean
NWS Wargaming Store
<http://www.nswargaming.net>
nws-online@nws-online.net

**Don't forget to mention
LSHM when ordering!!

FEATURED SECTIONS

SPECIALS!

SPECIALS AND SALES! (Updated
7/31/2017)

PLASTIC MODELS & MINIATURES

PLASTIC MODELS & MINIATURES
- PSC/ITALERI, WARLORD,
ZVEZDA, 4GROUND, RUBICON,
PERRY, SARISSA, TANKS, ARMY
PAINTER

BOARD GAMES

BOARD GAMES - MMP, COA, LW,
ATO, PSC, COMPASS, GMT, WGP,
DVG, A&A

DICE, TOWERS, COUNTER TRAYS

DICE, TOWERS, COUNTER TRAYS,
GAME BOXES, COUNTER SHEETS

COMPUTER GAMES

COMPUTER GAMES SECTION

NAVAL WARFARE
SIMULATIONS
WWW.NAWALWARFARE.NET

NAVAL WARFARE SIMULATIONS
PUBLICATIONS SECTION

Texas Gaming for 2017



BAYOU BATTLES, Houston, TX

8/11/2017

<http://www.bayoubattles.com/>



MANEUVERSCON, Tulsa, OK

8/11/2017

<http://www.maneuverscon.com>



WARGAMES CON, Austin, TX

8/18/2017

<http://www.wargamescon.com/>

FOWSA - LATE WAR, San Antonio, TX

September 9, 2017

<http://fowsa.blogspot.com/>



TEXAS BROADSIDE!, La Porte, TX

October 13-15, 2017

<http://www.txbroadside.com/>



Texas Gaming for 2017

(Continued)

REAPERCON, Lewisville, TX

10/19/2017

<https://reapercon.com/>



LONESTARGAMEEXPO, DFW, TX

10/27/2017

<http://lonestargameexpo.com/>

GAMEXPO, San Antonio, TX

11/3/2017

<http://thegameexpo.com/>

MILLENNIUMCON, Austin, TX

11/10-12/2017

<http://www.millenniumcon.info/>



BGG.CON, DFW, TX

11/16/2017

<https://boardgamegeek.com/bggcon>





Mid War Flames of War

By Ian Straus



Middle FoWSA tournament: This years theme was the Stalingrad campaign. A total of 10 players participated. Here are the results

<u>Player Name</u>	<u>Army</u>	<u>Position</u>
Ricky Moore	German	1
Nahniel lisanti	Soviet	2
Kory Bradley	German	3
Carl Bellati	Soviet	4
Chris Lisanti	German	5
James Grifford	Italian	6
Mark Leroux	American	7
Michael Lisanti	Soviet	8
Mike McGrail	Soviet	9
Charles Torok	Soviet	10





Best table: Carl Bellati
Best sport; James Grifford
Best painted army: Carl Bellati

In this Stalingrad themed tournament, the first round was on fairly open tables intended to simulate the steppes of the Don/Volga area. In the second and third rounds three games each round were in built-up areas on 3'x4' tables.



I observed that the all-tank armies did well in the open country but had problems in built up areas, Which seems very historical.



Our next Flames of War event is (Late war) FoWSA the weekend after Labor Day. Put that on your calendars now, and i hope to see you there.





www.wargameaccessories.com

War Games Accessories

2471 Broadmoor Lane

Spring Hill , Fl 34606-3539

(352) 556-3495

Metal bases, Movement Stands and Casualty Caps, get all your *wargame accessories* right here in one location!

Contact Jeff Lista at

Jwlista@aol.com



***Here is another
great company
supporting LSHM
&
MillenniumCon19***



By Adam Huntley

Painting Volksarmee Tanks

Like many miniature wargamers I am limited on time when it comes to assembling and painting my forces. I have four children and a deployed spouse so daddy doesn't get as much time to enjoy his hobby as he would like. My mantra is Keep It Simple Stupid (KISS) and I used this strategy with my Volksarmee units from Team Yankee.

I started out looking for the lowest model count army to invest in but found myself buying a horde of East German models. For some reason I enjoy playing the army that is least used or hard to handle. In this case, I didn't see many Volksarmee players so thought, why not? With such a large model count I had to come up with a simple but attractive paint scheme while staying somewhat true to their real world counterparts. I tried to use little variances in the units to keep each one looking as unique as possible for a drab, all green army.



Always try to clean your models and let them dry thoroughly before painting.

What follows is an overview of the steps I took as well as the materials I used on my tanks as they seem to draw the most attention. My infantry, Hinds, and various other vehicles followed the same procedures with minimal differences. My methods are in no way groundbreaking but my hope is that someone out there can learn a new trick or find a new motivation to complete their units.



I used Krylon Color Master Primer in Ultra Flat Gray for the primer and the Krylon ColorMaster Flat Crystal Clear for the final sealer coat.

I am not a professional painter by any means but I do know my way around a brush. All of my brushes came from Hobby Lobby or Michaels. For the tanks I just used a bigger tank brush and for any small details I use a couple of smaller ones. Not sure what brand or material as I have had them forever and the lettering has been rubbed off. I don't see spending much more than \$10 on a brush when I'm doing tabletop quality models.

Painting Volksarmee Tanks

It is important to have a smooth foundation when applying your paints. The Texas heat and mugginess can add an extra challenge when trying to prime a model. Try to paint when it's cooler or less humid. If you are limited on when you can spray (like I was) then try to practice on a test model to find out how they will turn out first. Many of my tanks had a bit of "fuzz" on them after priming so I used a toothbrush to gently remove any debris and smooth out the finish for a nicer, softer appearance.



This is a good test to see how well your model is put together because parts will come off if not properly glued.



I only used one base coat on my models (except the Hinds). I made sure to keep the paint slightly thinned but not too thin or another coat would be necessary. The base coat for all of my tanks, minus the rocket launching Hails, consisted of a ratio of 5 drops Army Painter Angel Green, 3 drops Vallejo Model Color Flat Green (70.968), and a healthy drop of Army Painter Uniform Grey.



After the base coat dried, I used Army Painter Black to hit the tracks and machine gun on the turret. You can use this time to paint any other details you may like such as lights, stowage, or even weathering if preferred. I wish I had more time to get into details with these models. The T-55 you see in the pictures is from the Plastic Soldier Company. I enjoyed assembling them and laying down some paint.

Once the details were finished I applied a generous coat of Army Painter Strong Tone Quickshade all over the model with my tank brush. I made sure that it found its way into crevices and smoothed out any bubbles or puddles that formed. The wash takes a couple of hours to dry properly.

Painting Volksarmee Tanks



Now comes the fun part of dry brushing the model after the wash is dry. This is when you really start to see the details come out. I used Army Painter Leather Brown to lightly dry brush the whole model. It takes a bit of testing to find how heavy you want to apply the paint. I chose to apply it lightly to give it more of a fresh and neat looking appearance. It's kind of like dressing yourself up before you go before the

firing squad as these tanks blow up very, very easily. A darker brown can be used to dry brush the tracks to give a more muddy appearance. I did this on a few tanks.

After the dry brush is completed I began working on applying any decals. I ordered the Battlefront Volksarmee decals from my local game shop. If you plan on using these decals, or any of Battlefronts decals, make sure to get extras as I found they



can be prone to tearing even under delicate handling. I also used the numbers from the Soviet kits to mark some of my vehicles. I chose to only apply the national markings on these T-55s. The decals do not adhere well on their own so I used a bit of basing glue (or Elmers white glue) and watered it down using about 5 drops water, 5 drops Testers Decal Setting Solution and a hearty drop of glue. Once I cut out the decals, dipped them

in water and left them on a paper towel, I applied a drop of my glue solution with a brush to where I was going to apply the decal. I slid the decal off the transfer sheet (be patient as you can tear them if they are not completely free) and onto the drop of solution. Once it was in place I would dab it with my brush, which helped smooth it out and apply the solution around the decal for better adherence.

I let the decals dry for a few hours, glued in my commander, and then sprayed the model with that Krylon Crystal Clear for added protection. So there it is, a simple but decent looking model to game with and enjoy. Using the assembly line method helps a lot as well as proper time management. For instance, while the wash is drying, start on the base coat of another set of models or chase down one of your kids who decided to take off her diaper and run around with dog food in her hands.

Painting Volksarmee Tanks

Thank you for reading and I hope it was of some help. I had a great time getting these models together and making them look good. Now I can use my time to focus on battle tactics or possibly another army to join my horde of East Germans.



The finished T-55, ready to become Swiss cheese.



The T-72s and other tanks around them were done using the same methods.



This is about 100pts of Volksarmee depending on how they are equipped.

Profile of a WARGAMER

Long time LSHM member



Dave Beeson enjoying some SAGA gaming

I saw my first miniature wargame table when I was seven. The terrain was a lazy rise from right to left with a stream just past the center. An exploding bridge crossed the run and was still in tacked. A road lead from the bridge to a southern plantation house made of thin metal. Along the road there where Confederate fortifications in different places with a plastic stone archway before the house. I think the scale was about 30-35 mm. The miniatures were blue and gray plastic with cannon that fired balls from a spring mechanism. I was hooked! I asked Santa for a set. **That was Christmas 1966. I have had a passion for military miniatures ever since.**

My gaming began with a copy of Avalon Hill's Waterloo, I started painting my plastic WWII miniatures in High School and moved to lead in College. I truly began playing table top miniature games with the Allen Parkway Inn group in Houston in the 1980's, ACW and WRG 6th Ed. I moved to San Antonio about 30 years ago, and discovered Dibbles on Donaldson, along with the historical gamers in town. I have been a part of LSHM from the beginning and have played and painted every historical era as well as fantasy and sci-fi.

Currently, I am working on the Hundred Days campaign in 10mm. I will be writing an introduction article and progress articles as it moves along in the coming months.

Professionally, my wife Shannon and I have started an on-line book and gaming business that we are very excited about. We are also Realtors. So, if you need a good book, game or have any real estate questions please give us a call (210-316-2400).

My name is David Beeson and I am a wargamer!

Please submit your own profile for future newsletters



Located in: [West Anderson Plaza](#)

[Address](#): West Anderson Plaza,
2438 W Anderson Ln B1, Austin,
TX 78757

[Phone](#): (512) 454-2399


20% OFF SALE! AND OTHER SPECIALS

FRONTLINE

GAMES

WWW.FRONTLINE-GAMES.COM

Texas Bolt Action Tournament



Dragon's Lair Austin hosted a Bolt Action tournament in July



Unto the Breach
Road to Victory
Tournament

Saturday, July 8th
10 a.m. - 6 p.m.



Dragon's Lair Comics & Fantasy
West Anderson Plaza
2438 West Anderson Ln
Austin, TX

For more information or to sign up,
email Jon.cox48@gmail.com





Texas Bolt Action Tournament



LSHM Game Vendors

Cigar Box Battle Mats



[Cigar Box Battle](http://www.cigarboxbattle.com)

www.cigarboxbattle.com

A perk for being a LSHM member- enter discount code LSHM on our online store and receive 10% off thru July 31, 2017! Please share in your newsletter.

**Cory Ring
Cigar Box Battle**



Joe Wicker used the European Fields Battle Mat for his WWI Wings of War game at the SA Muster last year.

San Antonio Summer Muster 2017

About 36 gamers met up at Dragon's Lair for some war-gaming on Saturday 29 July at the annual LSHM Summer Muster.



This year featured 6 very different games:

Blood & Plunder 28mm Pirates

Terminator 28mm Sci-Fi

Command & Colors Napoleonic block game

Test of Honour 28mm Samurai

30 Years War 28mm

Mexican-American War 28mm



Thanks to those who ran games, to those who showed up to play and to Dragon's Lair for being a great host. See you at next years Muster.



Join LSHM



If you are not a member of LSHM please think about joining now. This would be a great time to join. We hope to see everyone at the gaming table!!!

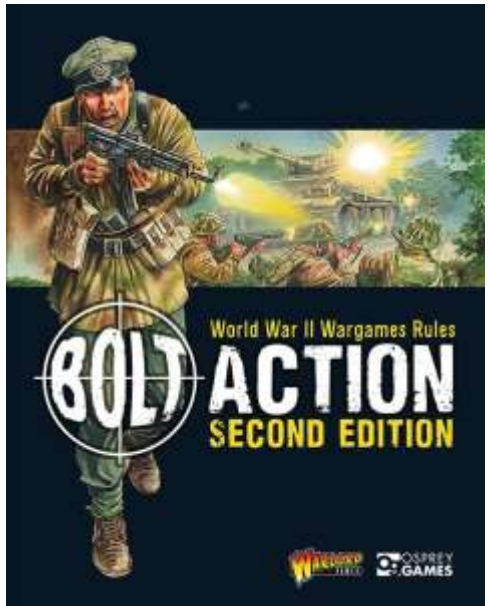
Please support your local gaming club!

The cost of membership is \$5 and this goes towards promotion and prizes for our many events state-wide. This low cost membership helps us to promote the hobby through running tournaments and events in order to get gamers out gaming!! Please consider joining the group and helping promote our hobby.



Friday Night is Bolt Action Night *At Dragon's Lair San Antonio!!* **Texas Bolt Action**

Come out to Dragon's Lair just about every Friday Night for some Bolt Action – both regulars and new Players welcome! We usually start around 5/6pm



SHOGUN

Miniatures

<http://shogunminiatures.com/>

Shogun Miniatures supplies a wide variety of magnetic bases and movement trays for Wargamers



Texas Bolt Action Battle Report

By Joe Wicker

Texas Bolt Action Warlords SARGE



From: 1LT Wicker, 1st PLT LDR, C Company

To: CPT McGivin, C Company CDR, 1st Parachute BDE

Subject: Battle Report

Enemy: Elements of the 12th SS and 251st INF regiment commanded by a 1LT (Andrew Fisher): 1 PZR III, 1 SDKFZ 222, 2 Hanomags, 1x 2cm AA gun, and 4 INF Squads (2 SS).

Friendly: Myself, 1 FWD ART Observer, 1 mortar, 3 INF Squads (1 regular INF), 1 PIAT team, 1 sniper team, 1 MMG, 1 Chaffee light tank, and 1 Diamler AC.

Situation: Desperate! In the village of Highleigh, England, We encountered the lead enemy elements advancing along Green Lane road at 0900 hours. I was ordered to intercept and eliminate this enemy force.



0900: I arrived on Green LN before the enemy and focused my main effort on my right with two squads, the mortar, and the Arty Observer (LT Walker). In my center I positioned everyone but SGT Pippin's Daimler AC which went left to scout. 1 Hanomag, the 222, and the PZR take positions to provide cover 3 German squads (one was an SS squad) on his right my left.



0915: A fierce fire fight breaks out on Green LN but the Jerrys are using cover superbly. They advance and severely threaten my left flank. The Huns move across Green LN under the protection of the 222 and one Hanomag. I hear vehicle noise behind some bldgs. to my right but I don't see any dust or enemy troops. Despite the hail of bullets, no one is hurt at this time.



0930: LT Walker calls in a beautiful Arty strike that catches the Hun main effort of 3 squads, their officer, and the PZR III. 1 SS squad is reduced to one soldier! The tank and all the other Jerrys are heavily pinned down. I order 2d PARA squad to advance from my right to relieve pressure on my left flank but the vehicle noise on my right is getting louder. The Chaffee and the mortar knock out the AA gun. My compliments to LT Walker and the 1st Royal ARTY BN.

0945: Bloody hell, the noise was coming from a 2d Hanomag. It attacked and caught the poor chaps of 2d PARA squad in the open road! The PZR III destroys CPL Earl & his MMG team in the center restaurant. The tide of battle begins to sway back to Jerry.





1000: The 222 knocks out the Diamler AC, 2d Para squad is wiped out by a 2d SS squad (a brilliant move on behalf of the Hun leader I hate to confess), but 1st PARA squad wipes out one Jerry squad from the 251st INF. One Jerry squad hold the village center fountain and becomes dug in there. My right flank is pressured by the 222 and I order the PIAT team to take it out! The Chaffee destroys the PZR III.

1030: The PIAT team gets one shot at a retreating Hanomag full of Jerrys but misses! In return for his effort, he is killed by the Hanomag. In frustration, the Chaffee runs over the Hun squad hiding by fountain and they break and run. The regulars are taking casualties from accurate fire from the 2d SS squad.

Service and Support: I need reinforcements to push the remaining Jerrys out of Highleigh. Send me two more squads and I can do it! If you have a Hurricane available, he'd have a field day with the reaming Jerry halftrack and armored cars.

Editors note: A very tough battle that left Andrew and me mentally drained due to adrenaline of the excitement. Another pair of my die went into the woods near KWGs!

Support LSHM shops:

Contact Bruce Meyer at Company B

Series 01
M4A3E8 76mm
Creighton Abrams
"Thunderbolt VII"



COMPANY B
1/56 scale wargame models and miniatures

Series 02
M4A2 Pacific
Beach Assault



TANKS
FAME AND GLORY
WWW.COMPANYB.BIZ



Series 03
M4A3 76mm
Sgt. Oddball Special

Series 04
M4A1 76mm
Lafayette Pool's
"In The Mood"



We need your game store
or products listed here.
Contact a board member to
place your ad at no cost.

Team Yankee Tournament

By Ian Straus



San Antonio has a very active Team Yankee game group, contact Ian Straus or Wes Knight if interested in playing.



Results of Saturday, July 1st, second San Antonio Team Yankee tournament:

Player Name	Army	Position
Chris Jackson	West German	1
Wes Knight	United states	2
Michael Lisanti	West German	3
Bryan Koches	Warsaw Pact	4
Jacob Mayer	West German	5
Alex Monteleone	USSR	6
Mark Riney	West German	7
Justin Baeza	USSR	8
Joe Shaffer	USSR	9
Chris Lisanti	West German	10
Ian Straus	USSR	11
Adam Huntley	Warsaw Pact	12

Thanks to Dragon's lair and to LSHM for generous prize support






Dibble's Hobbies

1029 Donaldson Ave, San Antonio, Texas

**Serving San Antonio
Since 1905**



Our product lines are focused toward:

- the serious gamer (historical, fantasy, miniature, trading card)
- the discriminating modeler (aircraft, armor, display figures, cars, ships)
- the model railroader (HO, N, O, G, Z, Marklin, LGB)
- the resources, supplies, and tools to do YOUR hobby right!

**We specialize in taking care of our customers - that is YOU!
Special order and mail orders are welcome.**


(210)735-7721



**GRIPPING
BEAST**




Dibbles carries SAGA



Friday Night SAGA

Grant and Charlie met up for some Moors vs Spanish in this 6 point SAGA match-up using the Crescent and the Cross rules.





Warlord Games will be at these events:

<u>CONVENTION</u>	<u>DATE</u>	<u>LOCATION</u>	<u>WEBSITE</u>
Lubbock-Con	27-28 May	Lubbock, TX.	www.lubbockcon.com
WG OPEN DAY	27-29 May	Oklahoma City, OK.	www.warlordgamescon.com
Nashcon	27-29 May	Nashville, TN.	hmgs-midsouth.org/conventions/nashcon/
Origins	14-18 Jun	Columbus, OH.	originsgamefair.com
Texicon	7-9 July	Hurst, TX.	Texicon.net
Historicon	13-16 Jul	Fredericksburg, VA.	hmgs.site-ym.com
ManeuversCon	11-12 Aug	Tulsa, OK.	www.maneuverscon.com
NOVA OPEN	31 Aug to 3 Sep	Crystal City, VA.	www.novaopen.com
Hubcon	8 - 10 Sep	Hattiesburg, MS.	www.facebook.com/HubCon/
Millenniumcon	10-12 Nov	Round Rock, TX.	www.millenniumcon.info/ndex.html



The ACW Gamer line of 28mm Miniatures



A 28mm line of metal miniatures offering figures for subjects that may not have received the focus they deserved.

These figures are compatible with many popular miniature lines and will add color and character to your ACW collections or armies.

Johnston at Shiloh painted by Cory Ring of Cigar Box Battle.com

www.ACWGamer.com

Texas Bolt Action Friday Night at Dragon's Lair San Antonio



Join us on Friday nights at Dragon's Lair San Antonio for some Bolt Action – we typically start around 6pm – join us in the annex and play.





FoWSA tournaments for 2017

in 2017 we will again have three Flames of War San Antonio (FoWSA) tournaments: Early, Middle, and Late war played in that order.

~~**April 29th, Early FoWSA** (Saturday) at Dragon's Lair / San Antonio.~~

~~This tournament will use 3rd edition rules, because 4th edition will only have been out since March.~~

~~**July 22nd Middle FoWSA** (Saturday) at Dragon's Lair / San Antonio.~~

~~This tournament will tentatively use 4th edition rules. More on that when Battlefront tips their hand a little more on 4th edition.~~

~~The mid war tournament will be themed to the Stalingrad campaign, and will include at least one 3'x4' urban table for fighting in built up areas. Yes, this will affect choice of lists! But note that any category of troops will be historical: The Germans committed a Panzer division to Stalingrad.~~

and **Late FoWSA** September 9th, Dragon's Lair SA.

For more information on all of these, watch this blog; the FoWSA facebook group and LSHM facebook group; the LSHM yahoo Groups, and of course the LSHM newsletter.

Support LSHM Vendors and Sponsors:



We need your gaming store here and products listed here!!!

We need your gaming news here!!!

Contact Charlie Torok at: torokc@Hotmail.com to place your advertisement here, no cost to LSHM supporters!!!